

PR-6000 Wash(1400W)

Model: PR-2925

RoHS | CE | WDMX | 1400W | 5m | IP20 | T_c170°C | T_a40°C

Version:20230612

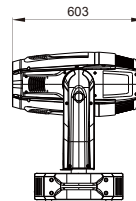
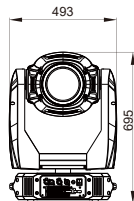
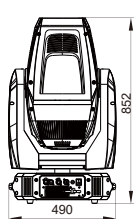
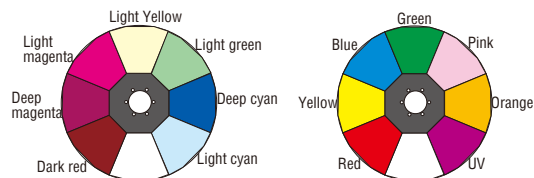
PR 6000 Wash(1400W) is designed for plenty of applications where a fixture with outstanding color effect is required. It has a Fresnel lens designed for OSRAM 1400W lamp with CRI more than 90. Combined with a PR patented optical system, it has a perfectly smooth wash effect with the beam angle between 10 and 60 degrees and 2 color wheels.



Wash, high power



Color Wheel



44Kg
Size(mm)

Specifications

- Input Voltages
200-240V AC, 50/60Hz
- Power Consumption
1800W@220V
Power factor: PF>0.95
- Light Source
OSRAM lok-it 1400/PS
(CRI>90, 6000K, Single ended,750hrs)
- Strobe
Double shutter blades, 0.3-25 F.P.S
- Dimmer
0-100% linear dimmer
- Colors
CMY linear mixing system with macros
2color wheels: 7colors+ Open, Half Color effect
Rainbow effect with bi-directional and variable speeds
Stepping/linear color changing
- CTO
0-100% linear CTO
- Zoom
DMX linear zoom
- Head Movement
Pan 540°, tilt 270° with auto position correction
- Light Angle
linear zoom 10° ~ 60°with 16 bit function
- Control
IDMX512, 5 pin interfaces
RDM control protocol
18channels in short mode, 23channels in standard mode
and 27channels in extended mode
Self-test mode

- Other Functions
Adjustable Pan & Tilt speed
Lamp and Total hours displayed
Touch screen English and Chinese Display with Contrast and brightness adjustable
Energy saving ballast
Built-in sensor diagnostic system
Input signal isolation
Modular Structure for easy maintenance
Ethernet Interface
DMX512 wireless receiver
DMX512 Transmitter (Optional)
ArtNet and sACN (Optional)
- Physical
High temperature ABS, IP20
Ambient working temperature: maximum 40°C
- Weight
Net weight: 44Kg
- Packaging
Standard: carton 840x640x738(mm)
Optional: flight case 720x580x900(mm)
- Accessories
clamp, 2 pcs
XLR connector, 1 set
Safety cord, 2 pcs
User manual, 1 pc

Light Output

