

XRLED 3000-W Wash/Framing

Model: PR-8836

CE |  |  | LED |  10m |  | T_c65°C | T_a45°C | 

XRLED 3000-W Wash/Framing is a moving head light with both Wash and Framing functions using 1200 W white LED engine. The energy saving and environmentally friendly brand LED engine makes high-quality light with both Ra and R9 above 95 for very good color rendition. It has patented and continually rotating framing module, brightness uniformity calibration, standard LEE color macros, multiple dimmer modes, very low noise and etc., realizing more professional and fantastic stage effects.

1500W LED, Framing, Wash



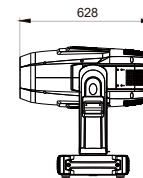
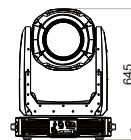
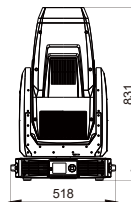
Color wheel 1



Color wheel 2



Scan with your Phone
to view more detail



42Kg 
Size(mm)

Specifications

- Input voltage
100V-240V AC, 50/60Hz
- Input power
1500W @ 220V
- Light sources
1200W white LED module (6900K)
CRI : Ra ≥ 95、R9 ≥ 95, Lamp Life : ≥ 20000hrs
- Colors
2 Color Wheels:
Color Wheels 1 : Red, Green, Blue, Orange , Magenta, Light cyan,+ open
Color Wheels 2 : Dark Red, Amber, Camellia Red, Apple Green, Dark Magenta, UV+ open
CMY linear coloring mixing system with macros
Full color/half color/linear color
Bi-directional rainbow effect with variable speeds
- Cto
Linear CTO system(0-100%, 1800K-6500K)
- Framing
1 Framing module:
4 framing blades to make graphics with different sizes and shapes
Framing module rotates bi-directionally up to 360 °and continually, each framing blade produces full curtain effect
- Beam angle
1/2 θ(peak) :7°~ 40°, with 16 bit precision
1/10 θ(peak) :12°~ 60°, with 16 bit precision
- Focus
Linear focus with auto-focus function
- Dimmer
Linear electronic dimmer 0-100% with 16 bit control
3 dimmer speeds
4 dimmer gamma curves
Dimmer frequency(1.2K-25K) adjustable, suitable for 4K high speed video camera
- Strobe
Electronic strobe, 0.3~25 F.P.S, optional synchronized or non-synchronized strobe
- Head movement
Pan 540°, Tilt 270° with auto position correction and 16 bit control
- Advanced macros
Color temperature macros: optional
2700K,3000K,3500K,4000K,4500K,5000K,5700K
Standard color macros: 89 color options based on standard color chart.
- Fan mode
Standard mode and theater modes. Theater mode is quiet mode
- BRIGHTNESS CALIBRATION FUNCTION
With brightness calibration function to calibrate initial brightness for a single fixture or multiple ones and store brightness values into the fixtures
- CRI mode
Running at high CRI mode via DMX channel to ensure high CRI optical effect.
- Control
International standard DMX512 signal and RDM function
31channels in short mode, 35channels in standard mode,
49channel in extended mode
DMX512 wireless control
Art Net protocol (Optional) , sACN protocol(Optional),
- Control interface
DMX512 ports (5-pin)
Ethernet port RJ45
- Other functions
Pan and Tilt speeds adjustable
Pan and Tilt swappable and invertible
High precision magnet sensor for positioning
3.2-inch touch color screen, Chinese and English menus, Screen automatic lock –up while standby
Error diagnostic system with sensors
Smart fan cooling system
Display of fixture hours and software versions
Modular construction for easy maintenance
Isolated input signals
Firmware update via DMX cable

- IP rating
IP20
- Operation temperature
Ambient temperature at maximum : 45°C
- Weight
Net weight 42 KG
- Light output

